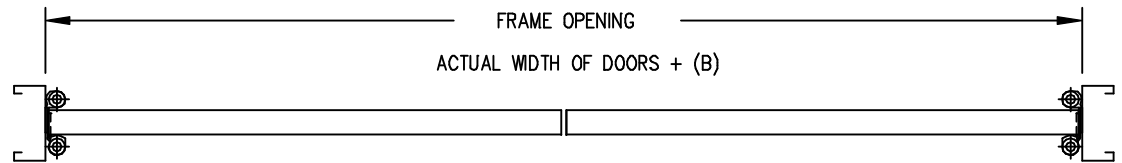
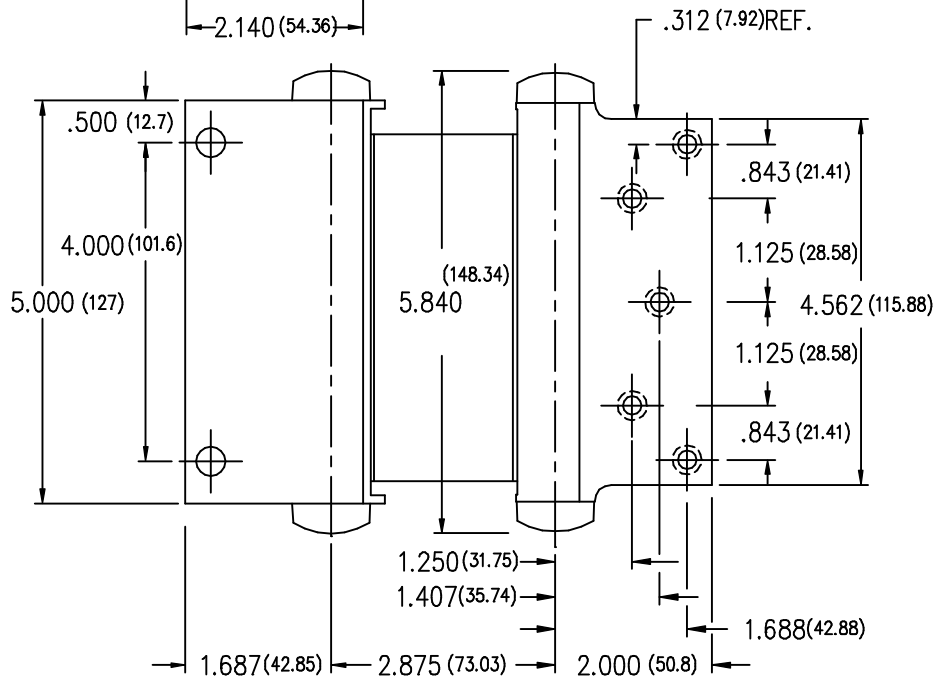
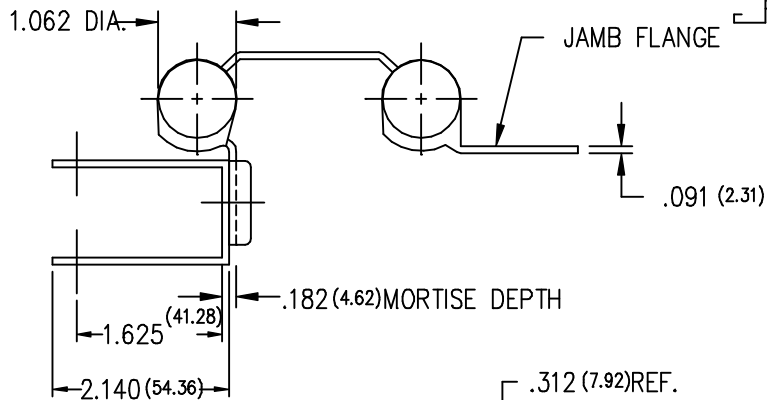


SINGLE DOOR



PAIR OF DOORS



THIS IS A CAD DRAWING...
DO NOT REVISE MANUALLY.

VERIFY THAT DRAWING IS CURRENT PRIOR TO USING

FRAME SIZING INFORMATION

HINGE MOUNTING	(A)	(B)
DOOR FLANGE NOT MORTISED	.575	1.150
DOOR FLANGE MORTISED	.393	.786

---NOTES---

- (1) INVERT HINGES ON ONE DOOR OF A PAIR FOR PROPER CENTERING.
- (2) DIMENSIONS IN PARENTHESES ARE MILLIMETERS.
- (3) SCREWS: 10-24 x 1/2" MACHINE SCREWS, 1/4"-20 THRU BOLTS AND NUTS

Bommer

BOMMER INDUSTRIES, INC.
LANDRUM, SC 29356
MADE IN THE USA

3024-5 SPRING HINGE
DOUBLE ACTING CLAMP FLANGE

DRAWN BY : STEWART JACKSON	DATE	SCALE	DRAWING NUMBER
APPROVED BY :	25 SEP 98	NONE	3024-5-TEMP
PLOT DATE : 25 SEP 98			